

GZ60

Aesthetic fire resistant grill up to 60 minutes in walls, floors and doors.



Table of content





Classification overview	3
Product presentation GZ60	4
Range and dimensions GZ60	4
Evolution - kits	4
Options - at the time of order	5
Storage and handling	6
Installation	6
Installation in rigid wall	6
Installation in rigid floor	7
Installation in flexible wall (metal stud gypsum plasterboard wall)	7
Installation in a wooden door panel	9
Weights	10
Selection graphs	10
Selection data	10
Sample order	11
Approvals and certificates	11

Explanation of the abbreviations and pictograms

Wn = nominal width
 Hn = nominal height
 Sn = free air passage
 Dn = nominal diameter
 E = integrity
 I = thermal insulation

S = smoke leakage
 W = radiation
 Pa = pascal
 ve = vertical wall penetration
 ho = horizontal floor penetration
 i <-> o = fire side not important

o -> i = meets the criteria from the outside (o) to the inside (i)
 GKB (type A) / GKF (type F): "GKB" stands for standard plasterboards (type A according to EN 520) while "GKF" plasterboards offer a higher fire resistance for a similar plate thickness (type F according to EN 520)
 Q = air flow

	suitable for wooden door		aesthetic solution
	suitable for built-in installation		intermediate dimensions on request

Range	Wall type	Wall	Sealing	Installation	Classification
100x100 mm ≤ Gz60 ≤ 800x400 mm	Rigid wall	Aerated concrete ≥ 100mm	Sealing glue BCM	1	EI 60 (v _e , i ↔ o)
100x100 mm ≤ Gz60 ≤ 800x400 mm	Rigid wall	Aerated concrete ≥ 100mm	Sealing glue BCM	1	EW 90 (v _e , i ↔ o)
100x100 mm ≤ Gz60 ≤ 800x400 mm	Rigid floor	Aerated concrete ≥ 100mm	Not applicable	1	EI 60 (h _e , i ↔ o)
100x100 mm ≤ Gz60 ≤ 800x400 mm	Rigid floor	Aerated concrete ≥ 100mm	Not applicable	1	EW 60 (h _e , i ↔ o)
100x100 mm ≤ Gz60 ≤ 800x400 mm	Flexible wall	Metal studs gypsum plasterboard Type A (EN 520) ≥ 100mm	Sealing glue BCM	1	EI 60 (v _e , i ↔ o)
100x100 mm ≤ Gz60 ≤ 800x400 mm	Flexible wall	Metal studs gypsum plasterboard Type A (EN 520) ≥ 100mm	Sealing glue BCM	1	EW 60 (v _e , i ↔ o)
100x100 mm ≤ Gz60 ≤ 600x400 mm	Wooden door panel	Wooden door panel ≥ 50mm	Sealing glue BCM	1	EI 60 (v _e , i ↔ o)
100x100 mm ≤ Gz60 ≤ 600x400 mm	Wooden door panel	Wooden door panel ≥ 50mm	Sealing glue BCM	1	EW 60 (v _e , i ↔ o)
1	Type of installation: built-in, sleeves horizontal				



Product presentation GZ60

Product presentation GZ60

Rectangular aesthetic fire resistant grill installed in walls, floors or ceilings and doors to prevent fire propagation. The Gz60 has a fire resistance up to 60 minutes. This non-vision grill available in 3 RAL colours offers an aesthetic alternative to the traditional fire resistant grills.

- ✓ aesthetic solution
- ✓ finishing frames, also for variable door thickness (GzKV)
- ✓ easy to install
- ✓ suitable for wooden door
- suitable for built-in installation
- tested in accordance with EN 1634-1, EN 1364-1 and EN 1364-2
- suitable for rigid wall, rigid floor, wooden door and light wall (metal stud gypsum plasterboard wall)
- non-vision
- available in 3 RAL colours
- for indoor use
- intermediate dimensions on request
- relative humidity: max 80%

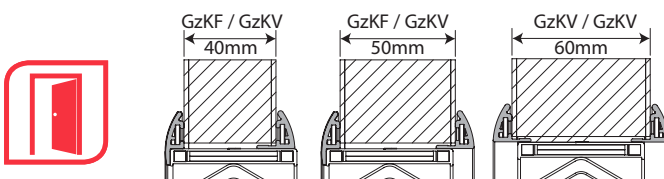
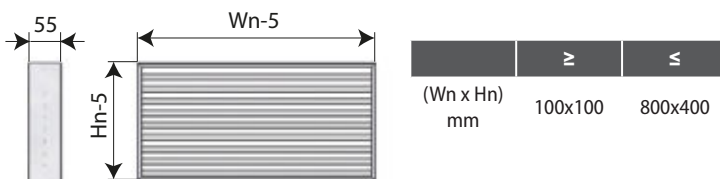


1. slats in synthetic material, filled with intumescent fire-resistant strips (as from 100°C)
2. finishing frame GzKF (option)

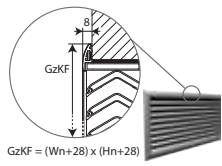


Range and dimensions GZ60

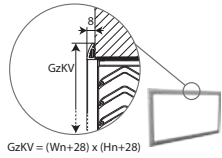
Wn/Hn per step of 50 mm; intermediate dimensions are subject to extra cost (per increment of 1 mm for the width / 10 mm for the height).



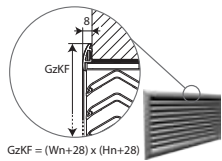
Evolution - kits

**GzKF (RAL 9022)**

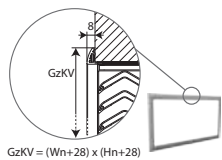
Fixed finishing frame for Gz60

**GzKV (RAL 9022)**

Variable finishing frame for Gz60 (for installation in door panels only)

**GzKF RAL 9016/7024**

Fixed finishing frame for Gz60

**GzKV RAL 9016/7024**

Variable finishing frame for Gz60 (for installation in door panels only)

Options - at the time of order

**RAL 9022**

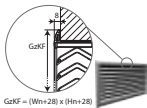
White aluminium colour (standard)

**RAL 9016**

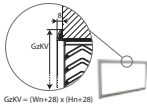
Polished white

**RAL 7024**

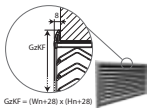
Anthracite grey

**GzKF (RAL 9022)**

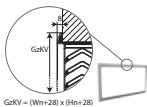
Fixed finishing frame for Gz60

**GzKV (RAL 9022)**

Variable finishing frame for Gz60 (for installation in door panels only)

**GzKF RAL 9016/7024**

Fixed finishing frame for Gz60

**GzKV RAL 9016/7024**

Variable finishing frame for Gz60 (for installation in door panels only)

Storage and handling

As this product is a safety element, it should be stored and handled with care.

It is recommended:

- to unload in a dry area
- to keep in a cool, dry area, protected from humidity and heat
- transport the product in a closed vehicle
- transport the product with the lamellas in their horizontal position, by holding the grill at the sides (not at the upper or lower frame board!)

Installation

General points

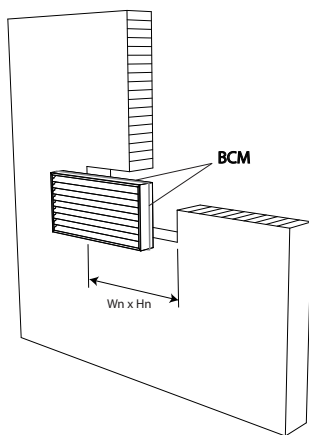
- The installation must comply with the installation manual delivered with the product and the classification report.
- Rf-t fire resistant grills are always tested in standardised constructions according to EN 1634-1/EN 1364-1/EN 1364-2. The achieved results are valid for similar supporting constructions with a fire resistance, thickness and density equal or superior to the supporting construction used during the test.

Installation in rigid wall

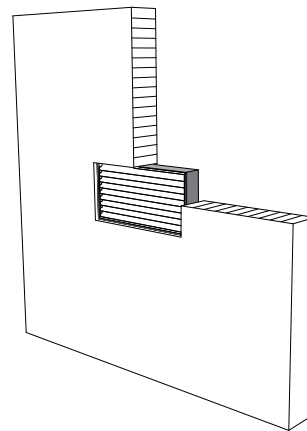
The product was tested and approved in:

Range	Wall type	Sealing	Classification
$100 \times 100 \text{ mm} \leq Gz60 \leq 800 \times 400 \text{ mm}$	Rigid wall	Aerated concrete $\geq 100 \text{ mm}$	El 60 (v_e i \leftrightarrow o)
$100 \times 100 \text{ mm} \leq Gz60 \leq 800 \times 400 \text{ mm}$	Rigid wall	Aerated concrete $\geq 100 \text{ mm}$	EW 90 (v_e i \leftrightarrow o)

1



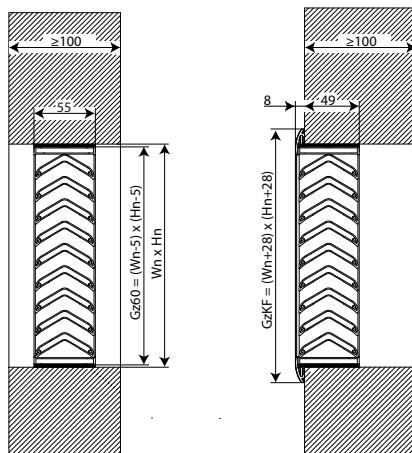
2



1. Provide a min. installation opening in the wall = $W_n \times H_n$.
Apply BCM sealing glue on all sides of the grill.

2. Mount the grill in the wall. The product must be installed with the lamellas in their horizontal position.

3

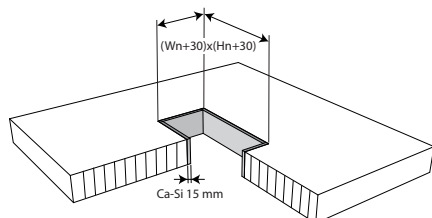


Installation in rigid floor

The product was tested and approved in:

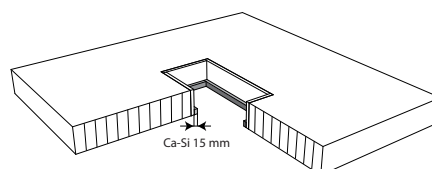
Range	Wall type	Sealing	Classification
$100 \times 100 \text{ mm} \leq Gz60 \leq 800 \times 400 \text{ mm}$	Rigid floor	Aerated concrete $\geq 100 \text{ mm}$	El 60 (h_o i \leftrightarrow o)
$100 \times 100 \text{ mm} \leq Gz60 \leq 800 \times 400 \text{ mm}$	Rigid floor	Aerated concrete $\geq 100 \text{ mm}$	EW 60 (h_o i \leftrightarrow o)

1



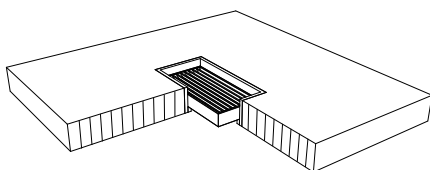
1. Provide in the ceiling a min. opening = $(Wn+30) \times (Hn+30)$. Fix in the opening a frame in calcium silicate boards (with a thickness of 15 mm) with standard mortar.

2



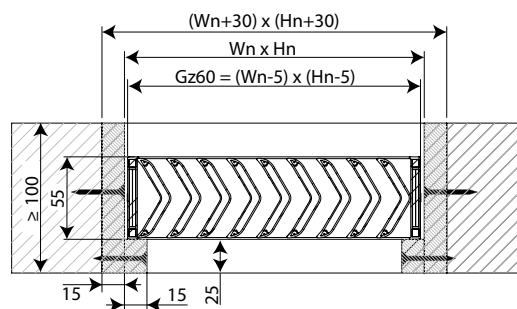
2. Attach calcium silicate support slat (with a thickness of 15 mm) at the lower side of the installation.

3



3. Install the grill in the floor/ceiling.

4

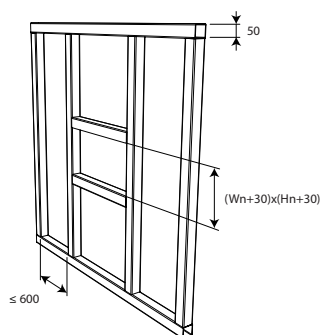


Installation in flexible wall (metal stud gypsum plasterboard wall)

The product was tested and approved in:

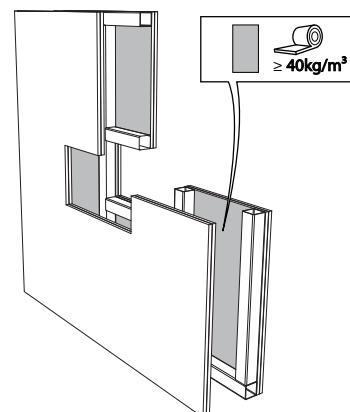
Range	Wall type	Sealing	Classification
$100 \times 100 \text{ mm} \leq Gz60 \leq 800 \times 400 \text{ mm}$	Flexible wall	Metal studs gypsum plasterboard Type A (EN 520) $\geq 100 \text{ mm}$	El 60 (v_e i \leftrightarrow o)
$100 \times 100 \text{ mm} \leq Gz60 \leq 800 \times 400 \text{ mm}$	Flexible wall	Metal studs gypsum plasterboard Type A (EN 520) $\geq 100 \text{ mm}$	EW 60 (v_e i \leftrightarrow o)

1



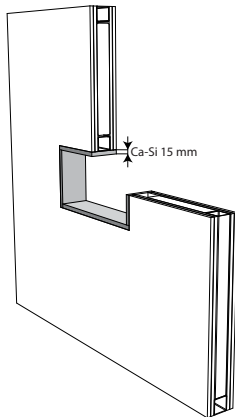
1. Provide a minimum installation opening in the wall $(Wn+30) \times (Hn+30)$ mm.

2



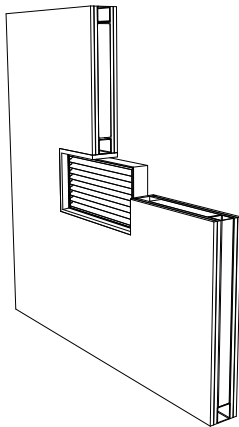
2. Attach two standard gypsum boards with a thickness of 12,5 mm to one side of the metal stud wall. Insulate with stonewool (min. 40 kg/m^3) and finish with two standard gypsum boards.

3



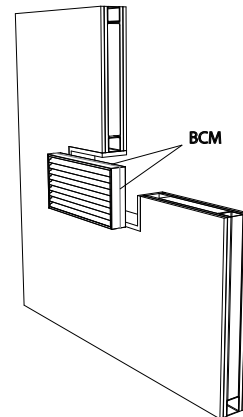
3. Fix in the opening a frame in calcium silicate boards (with a thickness of 15 mm) with standard mortar.

5



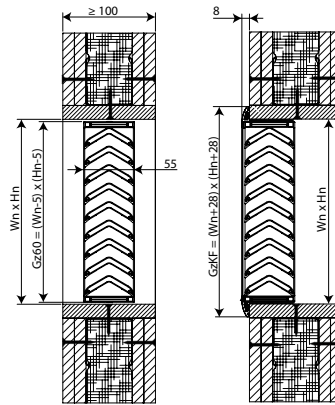
5. Mount the grill in the wall.
The product must be installed with the lamellas in their horizontal position.

4



4. Apply BCM sealing glue on all sides of the grill.

6



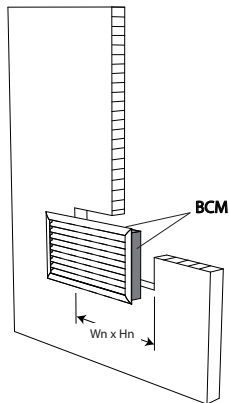
6. A metal stud gypsum plasterboard wall consists of:
A metal framework made out of horizontal and vertical metal studs (min. thickness 50 mm)
Stonewool with a thickness of 40 mm and a density of 40 kg/m³ between the boards
Double boarding: two standard gypsum boards on both sides

Installation in a wooden door panel

The product was tested and approved in:

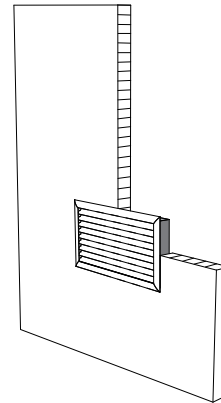
Range	Wall type		Sealing	Classification
$100 \times 100 \text{ mm} \leq Gz60 \leq 600 \times 400 \text{ mm}$	Wooden door panel	Wooden door panel $\geq 50 \text{ mm}$	Sealing glue BCM	EI 60 ($v_e i \leftrightarrow o$)
$100 \times 100 \text{ mm} \leq Gz60 \leq 600 \times 400 \text{ mm}$	Wooden door panel	Wooden door panel $\geq 50 \text{ mm}$	Sealing glue BCM	EW 60 ($v_e i \leftrightarrow o$)

1



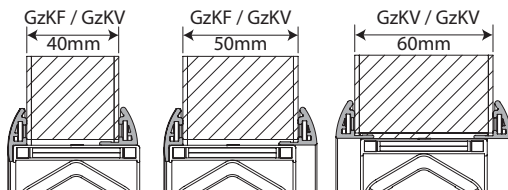
1. Provide an opening of $W_n \times H_n$ in the door. Apply BCM sealing glue on all sides of the grill.

2



2. Mount the grill in the door. The product must be installed with the lamellas in their horizontal position. Finish on the other side with the variable finishing frame GzKV.

3



Maintenance

- Clean with a soft tissue, moisten with a mild, soapy water. Do not use a scrub sponge, alkaline/acid cleanser or solvents such as alcohol and thinner. The use of such materials can damage the grill.

Weights

Hn\Wn [mm]		100	150	200	250	300	350	400	450	500	550	600	650	700	750	800
100	kg	0,2	0,3	0,3	0,4	0,5	0,6	0,7	0,8	0,8	0,9	1,0	1,1	1,2	1,3	1,3
150	kg	0,3	0,4	0,6	0,7	0,8	0,9	1,1	1,2	1,3	1,5	1,6	1,7	1,9	2,0	2,1
200	kg	0,5	0,7	0,8	1,0	1,2	1,4	1,6	1,8	2,0	2,2	2,4	2,6	2,8	3,0	3,2
250	kg	0,6	0,8	1,1	1,3	1,5	1,8	2,0	2,3	2,5	2,8	3,0	3,3	3,5	3,8	4,0
300	kg	0,7	1,0	1,3	1,7	2,0	2,3	2,6	2,9	3,2	3,5	3,8	4,2	4,5	4,8	5,1
350	kg	0,9	1,2	1,5	1,9	2,3	2,6	3,0	3,4	3,7	4,1	4,4	4,8	5,1	5,5	5,9
400	kg	1,0	1,4	1,8	2,3	2,7	3,1	3,5	4,0	4,4	4,9	5,3	5,7	6,1	6,6	7,0

Selection data

Hn\Wn [mm]		100	150	200	250	300	350	400	450	500	550	600	650	700	750	800
100	Sn [m ²]	0,0049	0,0079	0,0107	0,0136	0,0164	0,0192	0,0221	0,0249	0,0277	0,0306	0,0334	0,0362	0,0391	0,0419	0,0447
	Sn [%]	48,90	52,53	53,55	54,20	54,60	54,89	55,13	55,29	55,44	55,55	55,63	55,72	55,79	55,85	55,90
	Q[-2Pa] m ³ /h	10,60	14,90	19,30	23,80	28,50	33,20	38,00	42,90	47,80	52,90	58,10	63,40	68,70	74,20	79,70
	Q[-10Pa] m ³ /h	19,90	31,20	42,50	53,90	65,30	76,70	88,20	99,80	111,40	123,00	134,70	146,50	158,20	170,10	182,00
150	Sn [m ²]	0,0077	0,0125	0,0170	0,0216	0,0261	0,0306	0,0351	0,0397	0,0442	0,0487	0,0533	0,0578	0,0623	0,0669	0,0714
	Sn [%]	51,33	55,51	56,73	57,47	57,96	58,30	58,57	58,77	58,93	59,07	59,18	59,27	59,35	59,42	59,48
	Q[-2Pa] m ³ /h	17,80	26,90	36,30	46,10	56,30	66,90	77,80	89,10	100,80	112,90	125,30	138,10	151,30	164,90	178,80
	Q[-10Pa] m ³ /h	38,60	61,30	84,30	107,40	130,70	154,20	177,90	201,70	225,80	250,00	274,40	299,10	323,90	348,80	374,00
200	Sn [m ²]	0,0097	0,0160	0,0218	0,0276	0,0334	0,0393	0,0451	0,0509	0,0567	0,0626	0,0684	0,0742	0,0800	0,0859	0,0917
	Sn [%]	48,65	53,23	54,48	55,24	55,73	56,10	56,36	56,57	56,74	56,87	56,99	57,08	57,16	57,24	57,30
	Q[-2Pa] m ³ /h	22,70	35,20	48,30	62,10	76,50	91,70	107,40	123,90	141,00	158,80	177,20	196,30	216,10	236,60	257,70
	Q[-10Pa] m ³ /h	51,10	81,60	112,50	143,60	175,10	207,00	239,10	271,60	304,50	337,60	371,10	405,00	439,10	473,60	508,50
250	Sn [m ²]	0,0126	0,0206	0,0281	0,0356	0,0432	0,0507	0,0582	0,0657	0,0732	0,0808	0,0883	0,0958	0,1033	0,1108	0,1184
	Sn [%]	50,20	54,91	56,22	57,01	57,53	57,91	58,19	58,41	58,58	58,73	58,85	58,95	59,03	59,11	59,18
	Q[-2Pa] m ³ /h	30,40	48,30	67,40	87,80	109,40	132,30	156,40	181,90	208,50	236,50	265,70	296,10	327,80	360,80	395,00
	Q[-10Pa] m ³ /h	70,00	112,30	155,30	198,90	243,00	287,90	333,30	379,40	426,10	473,50	521,50	570,10	619,30	669,20	719,70
300	Sn [m ²]	0,0146	0,0241	0,0329	0,0417	0,0505	0,0593	0,0681	0,0770	0,0858	0,0946	0,1034	0,1122	0,1210	0,1298	0,1386
	Sn [%]	48,57	53,47	54,80	55,59	56,11	56,50	56,78	57,00	57,17	57,32	57,44	57,54	57,63	57,70	57,77
	Q[-2Pa] m ³ /h	35,60	57,30	80,80	106,00	133,00	161,70	192,20	224,40	258,40	294,20	331,70	371,00	412,00	454,80	499,30
	Q[-10Pa] m ³ /h	82,70	133,00	184,20	236,20	289,20	343,00	397,70	453,20	509,70	567,00	625,20	684,30	744,30	805,10	866,80
350	Sn [m ²]	0,0174	0,0287	0,0392	0,0497	0,0602	0,0707	0,0812	0,0917	0,1023	0,1128	0,1233	0,1338	0,1443	0,1548	0,1653
	Sn [%]	49,69	54,63	55,99	56,80	57,34	57,73	58,02	58,25	58,43	58,58	58,70	58,80	58,89	58,97	59,04
	Q[-2Pa] m ³ /h	43,70	71,50	101,90	135,00	170,80	209,20	250,30	294,10	340,50	389,60	441,30	495,70	552,80	612,50	674,90
	Q[-10Pa] m ³ /h	101,80	164,30	228,00	293,10	359,60	427,30	496,40	566,90	638,60	711,70	786,10	861,90	939,00	1.017,40	1.097,20
400	Sn [m ²]	0,0194	0,0322	0,0440	0,0558	0,0676	0,0794	0,0912	0,1030	0,1148	0,1266	0,1384	0,1502	0,1620	0,1738	0,1856
	Sn [%]	48,53	53,58	54,95	55,76	56,31	56,69	56,98	57,21	57,39	57,54	57,66	57,77	57,86	57,93	58,00
	Q[-2Pa] m ³ /h	49,30	81,30	116,70	155,50	197,70	243,20	292,10	344,40	400,10	459,10	521,50	587,20	656,40	728,90	804,80
	Q[-10Pa] m ³ /h	114,60	185,30	257,60	331,60	407,30	484,70	563,80	644,60	727,00	811,10	897,00	984,50	1.073,70	1.164,50	1.257,10

Sample order

GZ60 + GZKF 200 300 RAL 9016

1

2

3

4

5

1. product
2. option: frame
3. width
4. height
5. option: colour

Approvals and certificates

All our grills are submitted to tests by official test institutes. Reports of these tests form the basis for the approvals of our grills.